



Dry-Brushing Brushes

355-S Short Handle Round

Sizes 0, 1, 3, 5, 8, 10

425 Bright

(Square longer Bristle)

Sizes 1, 3, 5, 8

455-S Short Handle Bright

(Square) **Sizes 1, 3, 5, 8**



**SG595 Soft-Grip
Gold Taklon Short
Liner**

Size 20/0, 10/0, 5/0, 0, 2, 4



**SG1425 Soft-Grip
Bristle Bright**

Sizes 3, 5, 8, 10



**SG1325 Soft-Grip
Bristle Round**

Sizes 3, 5, 8, 10

We Stock the complete line of
Duncan & Mayco Brushes
Open Stock



C-300 Sapphire Flat

Assortment 12 pieces each

Flat Sizes 2, 4, 6, 8, 10, 14

72 pieces total



C-400 Sapphire Round

Assortment 12 pieces each

Flat Sizes 2, 4, 6, 8, 10, 14

72 pieces total



**PB-625 Eye of the Tiger
Shaders and Rounds Set**

8 each Shaders 2, 4, 6, 8, 10, 12

Rounds 5/0, 3/0, 0, 2, 4, 6

96 piece total.



Six Cup Paint Pallet



**Eye of the Tiger
Canister Specials**

PB-610 Shader Set

20 each Shaders 2, 4, 6, 8, 10, 12

120 pieces.

PB-615 Rounds Set

25 each Rounds 5/0, 3/0, 0, 2, 4, 6

150 pieces.





BK601
Deluxe Beginner Set

BIG Kid's Choice

Brushes for the Kid in all of us!

- Brightly Colored Translucent Acrylic Handles
- Short Thick Handles for a comfortable and easy grip
- Better Quality Taklon for Fine Points, Sharp Edges and Resilient Spring
- No Paint to Chip Off Handles



BK603
Deluxe Detail Set



BK606
Deluxe Round Set



BK605
Deluxe Angular Set

The Smaller Big Kids Brush Sets



BK608



BK611



BK609



BK612



BK613



BK604
Deluxe Shader Set



BK607
Beginner Brush Set

Royal Clear Choice Brushes have extra thick acrylic handles making them not only waterproof but easy to grip. The Clear Choice is constructed with a quality synthetic taklon for great resiliency and spring. Ideal for everyday Studio Use.



Clear Choice Special 7 Set
#5700 3/4" Wash, #5150 4, 8, Flat
#5250 20/0, 1, 3, 5, Round



Clear Choice Detail Set
#5250 10/0, 5/0, 3/0, 0, 1, 3, 5 Rd.



Clear Choice Glaze Set
1/2", 3/4", 1" #5700 Wash



Clear Choice Shader Set
#5180 2, 4, 6, 8, 10, 12 Flat



Clear Choice 7 Piece Set
1/4" Angular, #5150 4, 8 Flat
3/4" Wash, 10/0, 1 Round, 2 Filbert



Filbert / Angular Set
2, 4, 6, Filbert #5170
1/8", 1/4", 3/8" Angular #5160

Soft Grip Value Packs



SG301
Soft Grip
Starter Set




SG302
Soft Grip
Beginner 5 Kit



SG303 Soft
Grip Rounds
5 Kit



SG304 Soft
Grip Flat 5
Kit



SG306 Soft Grip
Texture 5 Kit



SG305
Soft Grip
White Taklon
5 Kit



Royal, Crafters Inspirations Brush Kits.

These brushes were designed to offer Teachers & Studios a cheaper, longer lasting alternative brush for Kids.

They are often called that Pink Handle Brush.

Six Kits to choose from. **All are an excellent value.**



CR101
Shader Set



CR102
Wash Set



CR103
Detail Set



CR104
Round Set



CR105
Variety Set



CR106
Variety Brush Set



**SVP2 Super Value
Ultra Short Handle
Varsity Kit**



**SVP1 Super Value
Kit**



**SVP7 Shader &
Round Kit**



SET-Z Starter Kit
3/4" Glaze, 425-5, 1001 1-1/4",
625-6, 225-5/0, Spoolie,
Small Cleaning Tool



**Set VS Deluxe Brush Set
Short Handle**
Size 1, 3, 5, 8 Flat
Size 1, 3, 5, 8 Round



**Kimple
Dry-Brush Stain
Kit**
3, 5, 8



**Kimple
Intense
Translucent
Brush Kit**

Royals original Aqualon Brush Sets.

These Clear Acrylic Handle, Aqualon Brushes offer only the best quality, Golden Taklon Filaments. The beveled handle can be used for burnishing, highlighting, scraping and color removal. The supreme quality of this brush makes it a favorite of the discriminating artist.



Aqua - 5 Set

Includes Sizes
2700-3/4, 2150-4, 12, 2160-3/8, 2595-4

Aqua Shader Set

Includes Sizes
2150-4, 6, 10, 12, 2700-1/2"

Aqua Detail Set


Includes Sizes
2250-10/0, 5/0, 3/0, 2/0, 0, 1, 2595-10/0,
5/0, 2585-10/0, 5/0

Aqua Round Set

Includes Sizes 3, 4, 5, 6, 7, 8, 10

Aqua Filberts & Angular Set

Includes Sizes 2160-1/4, 1/2, 3/4, 2170-4, 10



Royal Aqualon #24-6 Deluxe Studio Kit

6 Each of these Brushes Listed along with
Two 12 Compartment Display Cases.

2585-4 Script	2595-4 Liner	2700-1/2" Wash
2150-4 Shader	2250-3 Round	2700-3/4" Wash
2150-6 Shader	2250-4 Round	2700-1" Wash
2150-8 Shader	2250-5 Round	2160-1/4" Angular
2150-10 Shader	2250-6 Round	2160-3/8" Angular
2150-12 Shader	2250-8 Round	2160-1/2" Angular
2170-4 Filbert	2250-10 Round	2160-3/4" Angular
2170-10 Filbert	2950-1 Oval Wash	2950-3/4" Oval Wash

Aqualon Brushes are sold individually as well.



Soak & Clean Brush Basin

This Sturdy basin is divided into three rinsing areas so there is two dirty water areas and a clean rinse area. One side has a brush rest for soaking dirty brushes and the other side has a grid in the bottom for gently removing stubborn paint from the brush bristles.



Six Cup Paint Pallet



SG-12 12 PC SOFT GRIP W/CADDY & APRON



Bristle Round / Flat Combo Set 12 each of 12 - 144 Total Brushes Flat 0, 1, 2, 5, 8, 10 Round 0, 1, 3, 5, 8, 10



Royal Clear Choice 144 Assortment Set (ASCLR144)

**A terrific Value for
Studio's & Classrooms**
This Set includes 12 each of 12
different Clear Choice Brushes
Includes: 4, 8, 12 Shader,
20/0, 3/0, 1, 3, 5, 8, 10 Round,
1/2", 3/4" Flat



UNDERGLAZE PENCILS Black, Brown, Blue, Green Yellow & Rose


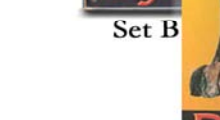
EYE OF THE TIGER

Release the Tiger in Your Art

Eye of the Tiger series by Dynasty is hand crafted with a special synthetic, black plastic handle and "seamless" metal ferrule, to provide safe, long lasting beauty, performance and special value pricing. Dynasty is number one in quality.

Dynasty®

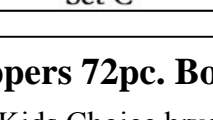
EYE OF THE TIGER



ITEM # SETS CONTENTS


23450	A	Shaders 2, 4, 6, 8, 10, 12
23451	B	Rounds 5/0, 3/0, 0, 2, 4, 6
23452	C	Angles 1/4, 3/8, 1/2
23453	D	Filberts 4, 6, 8
23454	E	Shaders 2, 6, 10
23455	F	Rounds 2, 4, 6
23456	G	Detail 5/0, 3/0, 0

EYE OF THE TIGER



Set C

EYE OF THE TIGER




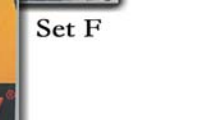
Set D

EYE OF THE TIGER



Set E

EYE OF THE TIGER



Set G


Set F

Big Kids Grippers 72pc. Bonus Pack w / Aprons

The popular Big Kids Choice brushes with the Soft Grip handle and 12 bonus aprons are the ultimate classroom pack. Grippers soft, no-slip rubber grip reinforces proper hand placement and prevents fatigue.

A total of 72 color-coded brushes, red flats and green rounds make painting fun as well as educational. Aprons measure 19" x 21" and have 3 large pockets for supplies

BK—Combo 72 Round / Shader bonus Pack



Low-Fire White - Laguna EM-103

A smooth, plastic, white body with a small percentage of talc to create an optimum glaze fit. EM103 is very popular among production potters, and is also excellent for hand building and pit firing. Its "forgiving" nature has also made EM103 a white clay choice for many teachers.

Excellent for: Hand Building, Modeling, Throwing, Pressing, Tableware, Wall Tile.

Average Shrinkage is $8.2 \pm 2\%$. Avg. water absorption $11.1 \pm 1\%$.

Low-Fire Red - Laguna EM-107

A smooth, Plastic Terra Cotta colored clay with a fine grog added for slightly less shrinkage and improved workability. Excellent for wheel throwing and hand building as well.

Fires to a rich terra cotta red.

Average Shrinkage is $8.0 \pm 2\%$. Avg. water absorption $11.5 \pm 1\%$.

Cone 5 - Laguna WC-401 - B-Mix

A premier, cream-white throwing clay with a smooth, porcelain texture that is a pleasure to throw and form. WC401 fires to a cream color in oxidation.

Average Shrinkage is $12.0 \pm 2\%$. Avg. water absorption $2.75 \pm 1\%$.

Cone 5 - Laguna WC-606 - Stoneware favorite. Light Sand Color with fine specks.

Excellent throwing body which enhances glaze colors and effects. Fine Specking shows through glazes enhancing the piece.

Cone 5 - Laguna WC-607 - Off White Stoneware Clay for Wheel work.

Minor specking caused by fireclay enhances appearance. Neutral glazes are not altered by clay body ingredients allowing for purer glaze color.

Cone 5 - Laguna WC-608 - Speckled Tan

This clay is compounded to be a stoneware clay with specks that bleed through the glaze, giving the appearance of iron burning through, typical of reduction glazes and clays. A very popular throwing clay for production potters who want to add the speck dimension to their ware.

Average Shrinkage is $10.9 \pm 2\%$. Avg. water absorption $1.7 \pm 1\%$.

Cone 5 - Laguna WC-611 - A very plastic throwing clay, dark in color featuring heavy specking.

Creates excellent glaze effects with dark gray color and specks.

Cone 5 - Laguna WC-612 - A good wheel and hand building clay body, dark in fired color at cone 6.

Iron colorants in body enhance most glaze color developments.

Cone 5 - Laguna WC613 - Cone 6 Clay

Fires to a red / brown. Very Plastic for throwing

Cone 5 - Laguna WC-616 - Translucent Porcelain. An excellent grogged body for throwing pieces.

Cone 5 - Laguna WC-635 - Heavily grogged raku clay formulated to resist thermal shock. Works well under toughest conditions.

Non-Firing Clay - Laguna EM217 - Dries to an off white. Great for school projects.

Mackie Casting Slip Earthenware (Cone 04- 06) Casting Slip.

Our Casting slip fires to a bright white bisque. It is AP NONTOXIC. Conforms to ASTM D-4263 Available in two Gallon Boxes.

TERRA - COTTA Casting SLIP Is a true cotta slip made with the finest red clay available. It has a rich red color before and after firing. It is formulated for cone 05 but can fire as high as cone 2. The color deepens the higher you fire it. Available in 2 gallon boxes

Handbuilding

Made easy with tools by Creative Paradise !
Slump & Hump Molds



HDM-1
RECTANGLE HUMP
7" L x 5 3/8" W x 1 7/8" H




HDM-2
RECTANGLE HUMP
9" L x 4 3/8" W x 1 1/2" H



HDM-3
RECTANGLE HUMP
10 1/2" L x 7 1/2" W x 1" H




HDM-4
PEAR HUMP
7 1/4" L x 4 3/4" W x 1 1/2" H



HDM-5
EGG SHAPED HUMP
7 1/4" L x 5 1/2" W x 3" H



HDM-6
PEAR SHAPED HUMP
10 1/4" L x 7" W x 2 1/4" H




HDM-7
OBLONG HUMP
11 3/4" L x 4 3/4" W x 2"


Hump Molds come in a variety of shapes and sizes and are a raised shape where clay can be draped over the top of the form.




HP01
SQUARE HUMP
8" x 8"




HP02
SQUARE HUMP
10" x 10"




HP03
ROUND HUMP
9" DIA 3 3/4" H




HP04
OVAL HUMP
9" L x 7 1/4" W x 4" H



HP05
OVAL HUMP
13" L x 10 1/4" W x 5" H



HP06
OVAL HUMP
19" L x 15" W x 6" H



HP07
OVAL HUMP
6" L x 4 1/4" W x 2 1/2" H




HP08 OVAL HUMP
17" L x 13" W



Combo Slump & Hump Plaster forms

Slump, hump & sprig molds are plaster forms used to fashion shapes with clay. With the aid of the slump, hump and sprig molds, concocting your own formation is simple and gives you the freedom to generate unique, one of a kind pieces utilizing the aid of a basic form.



**H-S01 SQUARE HUMP
& SLUMP COMBO 4" x 4" x 1"**



**H-S03 SALAD PLATE HUMP & SLUMP
COMBO (MOLDS 11" DIA)**



**H-S04 DINNER PLATE HUMP &
SLUMP COMBO (MOLDS 14.5" DIA)**



**H-S06 ROUNDED RECTANGLE
SLUMP & HUMP (7.5" x 5.5")**



**CD777 Oval Slump &
Hump 1.75" T x 7" L x 5.5" W**



**CD775 Triangle Slump & Hump
2.25" T x 5.75" Dia.**



**CD773 Square Slump & Hump
5.75" L x 1" T**




**H-S05 OVAL HUMP & SLUMP
COMBO (6" x 4.5")**



**CD776 Circle Slump & Hump
2.25" T x 5.75" Dia.**



**H-S07 Bread Tray Hump
& Slump 9" x 19" x 1.5"**



**H-S02 RECTANGLE
HUMP & SLUMP
7.5" x 14.75" x 1"**




**CD774 Rect. Slump
& Hump
1" T x 7.5" L x 4" W**




**H-S09
Marquis Hump
& Slump
11" x 15" x 2.5"**

Slump Molds have an area where clay is laid over the top and allowed to "slump" down into an Indentation. A large selection of shapes and sizes are available.



SP01
SQUARE SLUMP
8" x 8"



SP02
SQUARE SLUMP
10" x 10"



SP03
ROUND SLUMP
9" DIA X 3 3/4" DEEP



SP04
OVAL SLUMP
17" L x 13" W



SP05
ROUND SLUMP
4.25" DIA.



Painted Cat Made
with Round Slump
and Sprig Molds



SG 26
Cartoon Parts



SG 27
Cartoon Feet



SG 28 Pig Parts



SG 29 Cat Parts



SG 32 Fish Parts



SG 31 Turtle Parts



SG 33 Turkey Parts



SG 34 Deer Parts



SG 35 Dog Parts



SG 36 Frog Parts



Sprig Molds by Creative Paradise !



SG01
THREE FISH
2.75" - 4.25"



SG02 SHELLS SPRIG
1.75" - 4.5"



SG03 SNOW SPRIG
1.25" - 3.5"



SG04
SUNFLOWER SPRIG
1.25" - 3.5"



SG05 IVY SPRIG
1.75" - 3.5"



SG07
DRAGONFLY & LIZARD
3.5" - 4.5"



SG06
FAIR WEATHER SPRIG
1.75" - 3.5"



SG08
MEDALLION SPRIG
2.75" - 4.25"



SG09 SCROLL SPRIG
4.25" - 6.75"



SG10 POINSETTIA
SPRIG 1/2" - 5"



SG11 CROSS SPRIG
2.5" - 3.5"



SG12 ORIENTAL SPRIG
1/2" - 4.5"



SG13 CAT SPRIG
1" - 3.25"



SG14 CUTE FLOWER
1.5" - 3"



SG15 DOG SPRIG
1.5" - 3.25"



3723 GIRL STUFF
SPRIG TOOL 2.5" - 3"



3719 ALPHABET A-Z
SPRIG TOOL 1.25" T



3720 NUMBERS 0-9
SPRIG TOOL 1.5"



3721
CELEBRATION
SPRIG 3" L

3722
SPORTS SPRIG
2.5" - 3"





SG 21 Nautical Sprig



SG30 Medallion Sprig



SG 22 Tribal Sprig



SG 24 Happy Hour




SG18
Celestial Sprig
1.5" - 4"



SG 25
Medieval Dragon



SG17
Frog & Turtle
Sprig 2.5" - 4.5"



CD1149 Seaside
Design Press Stamp



CD1151 4 Native
American Design
Press Stamps



CD1150 4 Contemporary
Flower Design
Press Stamps



CD780 Design Press Tool
1.75" L x .75" Dia.




CD1152
2 Native
American
Continuous
Design
Press Tool



CD1156
Leaf and
Flower Motifs
Continuous
Design
Press Tool

Texture Molds

For adding texture to clay




TX01
RIBBED TEXTURE TOOL
8 1/2" x 11"



TX02
SCALE TEXTURE MOLD 11" x 11"



TX03
FROST TEXTURE MOLD 11" x 11"



TX04
WAVED TEXTURE MOLD
8.5" x 11"



TX05 GEO GRID
TEXTURE MOLD
11" x 11"



TX06
FUNKY TEXTURE
12" x 12"




TX10 MINI
FLAGSTONE
TEXTURE 8.5" x 11"



TX07
SPOT TEXTURE 12" x 12"



TX08 TOOLED
LEATHER TEXTURE
12" x 12"



TX09 FLOWER
POWER TEXTURE
8.5" x 11"



XX11 CROSS STAMPS (3 CERAMIC STAMPS)



XX10 FLORAL STAMPS (3 CERAMIC STAMPS)



XX12 ORIENTAL STAMPS (3 CERAMIC STAMPS)



XX13 CAT STAMPS (3 CERAMIC STAMPS)




XX14 CUTE FLOWER STAMPS (3 CERAMIC STAMPS)



XX15 DOG STAMPS (3 CERAMIC STAMPS)



XX16 CELTIC STAMPS (3 CERAMIC STAMPS)



K45 Clay Gun



K-46 Leaf Cutter Set
Make leaves for trees & flowers
Made of rust-free material,
these cutters have plungers to
push clay out and range from
approx. 1" to 2" in length.



K-50
Rose Cutter Set
Perfect roses every time
with this set of five round
cutters.



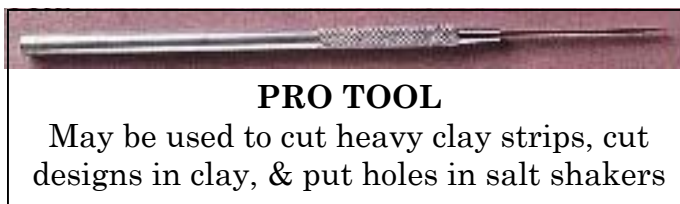
ATPTK8
A Bargain Priced,
8 Piece
Pottery Tool Kit.
Ideal for Schools on
a tight budget.



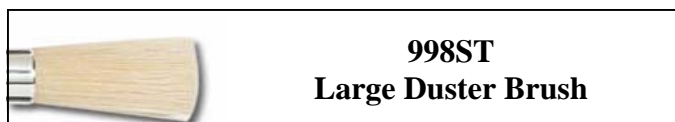
ATPTK9
A Bargain Priced,
9 Piece
Pottery Tool Kit.
Ideal for Schools on
a tight budget



Pottery Tool Kit
Perfect for the beginning potter, in
or out of the classroom
The PTK kit contains:
*Loop Tool, Ribbon Tool, Potter's Rib,
Needle Tool, Wood Modeling Tool, Sponge,
Scraper, Wire Clay Cutter.*



PRO TOOL
May be used to cut heavy clay strips, cut
designs in clay, & put holes in salt shakers



998ST
Large Duster Brush



FCR - Flower Clay Roller

**K35 WIRE CLAY CUTTER**

Clay cutters are used for slicing and cutting lump clay.

**MRS****Mini Ribbon Sculpturing Set**

They are just the answer for your fine sculpturing, detailing, and trimming requirements.

**S11S**

Steel Scraper Tool

**FSRO**

Soft, 4-1/4" Pliable rubber used for smoothing, shaping and finishing pottery pieces

**BK****Beginner Kit**

Kit includes Dusting Brush, K23 Cleaning Tool, Sponge, and Sander

**SA10**

Flexible Steel Scraper

**Large Clay Extrusion Gun**

Specifically designed for heavy use and ideal for the classroom. 15" x 2" aluminum barrel holds over 3 lbs of clay.

Powerful mechanical gear that delivers a 15:1 ratio of power for easy use. Comes with 4 dies, 3 cut and 1 blank.

**AL12**

12" Aluminum Caliper

**JAS Sculpting Set**

These tools are designed with the student in mind as well as the experienced sculptor. This set offers twelve 6" imported wood modeling tools for cutting, slicing, smoothing, contouring and pattern decorating in soft clay.

**W-22 5" Wire & Wood Tool****R-2 - 6" Ribbon Tool****Clay Lift Set - CLS****Clay Lift Set Angled - CLS-A**

Each Clay Lift Set has two double-ended tools with sharpened stainless steel spoons contoured for easy insertion, lifting and removal of moist clay.

Great for making bird feathers, flower petals and fish scales.

**Large Detail Carving Tool - DCL****Small Detail Carving Tool - DCS**


The curved blades of these tools are formed and precision ground to provide a very sharp cutting point that will easily carve miniature details such as facial features, hair, insignia, fingers, and jewelry on small porcelain and ceramic figurines.

DCL Tip is .057" Wide Point

DCS Tip is 0.30" Wide Point

**RE-4 - 8-1/4" Ribbon Tool****R-4 - 6" Ribbon Tool****D-7 - 6" Double Wire Tool****K31 Zig Zag Saw**

Used for cutting designs into green ware.

**DSS - The D Series Set**

This set contains five of the most popular DS Series tools. These 6" .035" diameter wire end tools provide the potter and sculptor with a series of shapes designed for light cutting and slicing.

**K-26 Finger Tool**

Designed for cleaning and shaping the delicate fingers and toes of porcelain greenware figurines.



K23 Cleaning Tool

Our most popular tool for removing seam lines and small blemishes from greenware.



B-3 Large Cleanup Tool

This tool is excellent for cleaning large, heavy pieces.



PRO TOOL - May be used to cut heavy clay strips, cut designs in clay, & put holes in salt shakers



Scalpel Tool & Mini Scalpel Tool

Two Convenient styles
Plastic handle thin line scalpel
light weight and easy to use



SLD Scratch and Lift Duster

The cutting end is tapered for gradual deepening and the widening of lines, and the other end a soft camel hair brush for removing loose partials when dusting the greenware before firing. It makes an excellent sgraffito Tool



WLS - Wire Loop Sgraffito



Utility Knife - UK

A surgically sharp interchangeable blade along with a four jaw chuck handle for positive gripping of the blade. This knife is ideal for fine cuts on greenware and other craft applications.



UKR Utility Knife

Five razor sharp
Replacement Blades



Cut Out Tool - COR

The COR Tool has a thin double edged steel blade for thin wall greenware and delicate work.



K-20 Recess Smoother

Designed for smoothing recessed flat spaces on wet greenware, it is also excellent for cutting away from and accentuating raised designs



LFTS - Lady Finger Tool Set

The Lady Finger Tool Set is capable of fine detail work in tight areas.



CUB
Double Spiral - Excellent for smoothing hard to get at areas and holes.



SBR - Saber Saw
This tool is used for making straight cuts in dry greenware.



DBS Double Ball Stylus
Excellent for tracing patterns onto greenware, for incising work and for stamping single dots of color onto ware. .045 & .072 Tips



GBC Glaze & Bisque Cutter
For widening holes covered with fired glaze and cutting bisque.



Salt and Pepper Drill - SPD
Makes clean and precisely formed holes in greenware.



Wipe Out Tool
Frequently used for tidying the edges of gold over glaze.



P41 - Palette Knife
for mixing and blending of colors on glazed tile or palette, and for applying color in palette knife techniques



DG1 Texture Brush
Designed for applying texture to large areas of greenware.



P47 Off Set Palette Knife
for mixing and blending of colors on glazed tile or palette, and for applying color in palette knife techniques



A3R Lace Tool - The needle end is fine and sharp for lifting delicate lace, and the angular bent foot is perfect for pressing lace into place.



Dual Texture Rolling Tool





F96 Fettling knife
The soft steel blade can be bent as desired for trimming, carving and sculpturing tasks



Plastic Palette Knife - P2

**MDT Hole Cutting Tool**


Makes 1/16", 3/16", 5/16", 7/16", 1/2", 5/8" & 3/4" holes. High quality stainless steel Knurled aluminum handle. Ideal for use on greenware.

**D-31 Large Spoolie****D-30 Small Spoolie****D-8 Double Spoolie****HC1 - 3/16" Hole Cutter****HC1A - 1/4" Hole Cutter****HC2 - 5/16" Hole Cutter****HC3 - 1/2" Hole Cutter****DPC - Deep Cleaner**

Cleaning Tool 10-1/2" L.

**HC-3 - 1/2" Hole Cutter****Mold Trim Knife****Double Mold Trim Knife****Small Cat Tail Cleaner 9/16" dia.****Medium Cat Tail Cleaner 3/4" dia.****Large Cat Tail Cleaner 1" dia.**

Clean delicate Greenware in hard to reach areas.

**Lg. Greenware Hole Tool****Sm. Greenware Hole Tool****Greenware Cleaning Pad**

Clean and Smooth Ceramic and Porcelain Greenware

**Nylon Foam Cleaners**

White - Fine. Red - Medium.

Use wet or dry.

Flexible and Durable.

3" x 3" X 1/4".



**LEHMAN Paint Safe
DRYING TABLE**



Dipping Tongs

Dipping Tongs are used to dip pieces directly into the glaze.




Wipe Out Tool

Frequently used for tidying the edges of gold over glaze.



Six Cup Paint Cups




**Aleene's Platinum
7800 Adhesive**

This all-purpose industrial-strength craft adhesive delivers a high-performance bond. Its gel-like consistency is ideal for a wide variety of substrates. Recommended for wood, plastic, fiberglass, metal, ceramics, rubber, glass, leather and hard plastic.




**JIFFY
MIXERS**
Stainless steel
mixers fit
standard 3/8"
Electric Drill.



Flame Stilt Engraving Stone
1/8" Shank #9022




GOLD OFF
Chemically
removes Fired
Gold.
China Paint
and Mother
of Pearl



GOLD ERASER
Non chemically removes
Fired Gold as well as all
other Fired Metallic
Lusters



Cutting Bits - Solid Carbide
1/8, 3/32, 1/16 Cutting Bits and
3 miniature drills varied sized.




Stilt Stone



Stilt Engraving Stones
Assorted set of 4 #9020



High Temp Wire
Special high temperature alloy wire
can be used for any project that
requires wire support in high
temperatures of ceramic kilns.
HTW - is 17 gauge
HTS - is 24 gauge



RUBBER BACK SANDERS

Cleans & Smooth Ceramic & Porcelain
Greenware. 3" x 3" x 1/4" thick.

Flexible and Durable. Use wet or dry
100 Grit, 150 Grit, 220 Grit, Course Scrubber



Small Cat Tail Cleaner 9/16" dia.

Medium Cat Tail Cleaner 3/4" dia.

Large Cat Tail Cleaner 1" dia.

Clean delicate Greenware n hard to reach areas.



2 - 2 1/2" Silk Sponge



3 - 3 1/2" Elephant Ear
Silk Sponge



**Lg. 3" Synthetic
Sponge**



4 - 4 1/2 Wool Sponge




**Flex File for sanding Ceramic &
Porcelain Bisque - 7" Long**



Oval Cleaning Pad

Great for Cleaning Bisque Ware
Seams. 2" x 3"



GREENWARE CLEANING FILES

GREENWARE FILE - MINI 1/2" x 5" L

GREENWARE FILE - 5/8" x 5 3/4" LONG

GREENWARE FILE - 3/4" x 7" LONG



White Nylon Ovals

Clean & Smooth Ceramic
and Porcelain Greenware.

White - Fine

Red - Medium.

Use wet or dry. 2"x3"



Gold Firing Pen



PILOT NON-FIRING PENS
GOLD & SILVER - FINE POINT PEN



UNDERGLAZE PENCILS
Black, Brown, Blue, Green
Yellow & Rose



AC220
Detailer
Bottle



The **PRECISION LINER** allows drawing intricate designs with underglaze, glaze, slip, gold and non-fired paints in four different line widths.

Clay Carbon Paper

Is used to trace patterns onto Greenware or Bisque. Leaves a blue line that will fire out.



Gold Pen

Hold it like a pen for perfect lines.
GPS - Small for a fine point line.
GPL - Large for a medium point line.

Saral Wax - Free Transfer (Tracing) Paper

- Easy to use.
- Economical, can be used again & again
- No smear or smudge

How to use:

- Trace lines on pottery
- The lines disappear completely in the firing regardless if the piece is in greenware, bisque fired or glazed fired

Sizes:

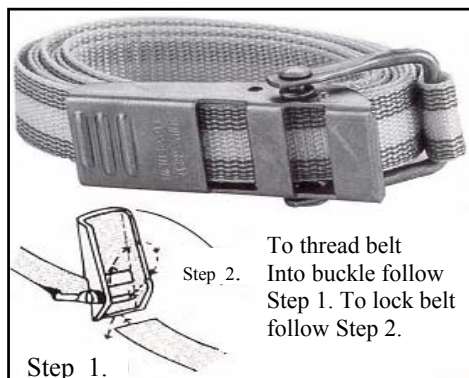
- 12' Economy Roll in Red \$ 6.75 a roll
- Kit with 5 - 8½ x 11 sheets \$ 3.00 a pack



Creative Crafts

1-800-349-6653

Ceramic Accessories



Step 1.

Step 2.


To thread belt
into buckle follow
Step 1. To lock belt
follow Step 2.

MOLD STRAPS - 1" Wide

Yellow - 3' Long. Orange - 6' Long.
Green - 4' Long. Red - - - 7' Long.
Blue - - 5' Long. Gold - - - 8' Long.
ALL STRAPS AMERICAN MADE

RUBBER BANDS

1 - POUND BAGS - ALL SIZES
ASSORTED, 3, 4, 5, 6, 7, 8, 9, 10.
ALL NATURAL RUBBER



CERAMIC MOLD RELEASE

- No more problems with stubborn release!
- Longer mold life.
- Simply spray on mold area.
- 10 oz. can.




SQUARE CHALK PASTEL KIT
SET OF 12 SET OF 24
SET OF 48 (SHOWN)



H-SET SINGLE ACTION AIRBRUSH



62 SPRAYER BETTER KNOWN AS A GLAZE GUN



FOOT SWITCH FOR COMPRESSOR



FOUNTAIN PUMPS

Bring your Fountain to life.

- Submersible
- Adjustable water flow
- for use in both fresh and salt water



VL-SET DOUBLE ACTION AIRBRUSH



ACCESSORY BOTTLES & PARTS AVAILABLE



Model: D200R

1/6 H.P. Compressor with regulator & moisture trap. This compressor is perfect for airbrushes needing higher air pressures. Will deliver 35-40 PSI



PEJET

Give your fountain life and shape. Choose your silhouette best suited to your back ground



Banding Wheel 7" Steel Top



**PHOTO FRAME
PICTURE BACKS**

3" X 3" Photo Back
3-1/2" x 5" Photo Back
5" x 7" Photo Back
8" x 10" Photo Back
Includes hinged
door and easel back




Sm. 3x3 Photo
Ornament Frame
Back


ORNAMENT CAPS




1/2" CAP
5/8" CAP
3/4" CAP
7/8" CAP



**MAR-
BLES**




CHURCH WINDOWS



Firing Chart

Great for helping to determine what
to charge for your firing.



one call does it all
1-800-349-6653

Natural White Rubber Stoppers

RS38 - 3/8" Stopper	RS138 - 1-3/8" Stopper
RS12 - 1/2" Stopper	RS112 - 1-1/2" Stopper
RS58 - 5/8" Stopper	RS158 - 1-5/8" Stopper
RS34 - 3/4" Stopper	RS134 - 1-3/4" Stopper
RS78 - 7/8" Stopper	RS178 - 1-7/8" Stopper
RS1 - 1" Stopper	RS2 - 2" Stopper
RS118 - 1-1/8" Stopper	RS212 - 2-1/2" Stopper
RS114 - 1-1/4" Stopper	

Measure to fit opening



Med. Bird Lites
Lg. Pin Lites
Sm. Pin Lites
Globe Lites
Bow Lites




MINI TWIST - TREE LITES
SMALL TWIST - TREE LITES
MEDIUM TWIST - TREE LITES
COLORS - PACKS OF 144
ASSORTED, RED, CRYSTAL
OTHER COLORS AVAILABLE

STARS




**LARGE,
MEDIUM
AND
SMALL**
**RED,
ORANGE,
GOLD,
GREEN,
AQUA
BLUE,
PURPLE,
CRYSTAL**



Battery Faceless Clocks

All types of Clocks are available




**Plastic Turntables
For Music Boxes**


Sizes: 1/2" 3/4" 1"
1-1/2" 2" 2-1/2"



Pump Tops



Clock Hands
Available in Black or Brass
An Assortment of shapes available



**Key
Extenders**
works on
Music Box Keys
and Turn Tables



**3 1/2"
REGULAR
QUARTZ
CLOCK
WITH FACE**



Staffs



**D
E
S
K

P
E
N

S
E
T**



**Glass
Candle
Lamp
Inserts
4 1/4"
long**



CHRISTMAS TUNES

AWAY IN A MANGER
ADESTE FIDELIS
CHESTNUTS ROASTING
DECK THE HALLS
DRUMMER BOY
FROSTY THE SNOWMAN
FIRST NOEL
HARK THE HERALD ANGELS
HAVE YOURSELF A MERRY LITTLE CHRISTMAS
HERE COMES SANTA
I WILL BE HOME FOR CHRISTMAS
I SAW MOMMY KISSING SANTA
IT CAME UPON A MIDNIGHT CLEAR
JINGLE BELLS
JINGLE BELL ROCK
JOY TO THE WORLD
LET IT SNOW
LITTLE TOWN OF BETHLEHEM
O HOLY NIGHT
O TANNENBAUM

REGULAR WIND-UP MUSIC BOXES

18 Note Musical Movements.

Most are equipped with special motion producing
accessory hole.

RUDOLPH THE RED NOSED RAINDEER
SANTA CLAUS IS COMING
SILENT NIGHT
SILVER BELLS
SLEIGH RIDE
TWELVE DAYS OF CHRISTMAS
WE THREE KINGS
WE WISH YOU A MERRY CHRISTMAS
WHITE CHRISTMAS

POPULAR TUNES

ALWAYS
AMAZING GRACE
AS TIME GOES BY
BRAHMS LULLABY
CAROUSEL WALTZ
CLOSE TO YOU
DIXIE
EASTER PARADE
HAPPY BIRTHDAY

HEIGH HO
HERE COMES THE BRIDE
JESUS LOVES ME
JUST THE WAY YOU ARE
LOVE ME TENDER
MORE
OVER THE RAINBOW
OVER THE WAVES
PETER COTTONTAIL
PUFF THE MAGIC DRAGON
RAINDROPS ARE FALLIN
SAINTS GO MARCHING IN
SEND IN THE CLOWNS
SHALL WE DANCE
SOMEWHERE MY LOVE
TEDDY BEARS PICNIC
TALK TO THE ANIMALS
TOMORROW
WEVE ONLY JUST BEGUN
YOU LIGHT UP MY LIFE


Many, Many Other TUNES AVAILABLE

Ceramic Decals have many uses but are primarily used over a fired glazed and fired at cone 016 - 017. We have a very wide variety of decals available.







PRESS - IN CORD W / 1" STOPPER
Ideal for night lights




6' CORD WITH PLUG




SNAP - IN CANDELABRA SOCKET
WITH SWITCH - 6' CORD



6' CORD WITH PLUG & SWITCH



6' LAMP POST CORD
WITH CANDELABRA SOCKET
Plug is sold separately




ATTACH-A-LITE VILLAGE KITS
Each Kit Contains 5 Slip On Sockets

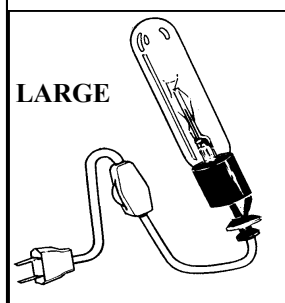


LARGE TREE KIT SMALL TREE KIT

EACH TREE KIT CONTAINS:
A 25 OR 40 WATT BULB, 6' WHITE CORD,
LINE SWITCH, BAKELITE SOCKET &
MOUNTING HARDWARE




5 - LITE LIGHTS AROUND



LARGE



**SLIP - ON
SOCKET**

**Model D35**

24" Wide x 48" long x 29.5" dumping height,
35 gallon capacity tank.
Slip-O-Matic centrifugal pump comes with a
TWO YEAR WARRANTY.
Four casters make it easy to move.

**Model Power Potter**

The Power Potter holds 15 gallons of slip and uses the SP4 pump. The lid is included and the steel base is optional.


Model STJ/L

The STJ/L and the power potter casting machine are a perfect combination for increasing your greenware production.

The STJ is shown with the steel frame legs that will hold over a ton of weight
STJ - 26" wide x 42" long x 32" high with legs.

CT8/L - 26" wide x 96" long x 32" high with legs.

CT6/L - 26" wide x 64" long x 32" high with legs.

**Model Porta Potter 30**

22" wide x 25" long x 22" high

Model Porta Potter 30T

22" wide x 25" long x 33" tall

This thirty gallon fiberglass tank is supported by a heavy steel frame with 4 casters.

The SP4 suspended pump mounts to the end of the tank with alignment pegs and is easy to lift out for use in another container or for cleaning.

Backed by a ONE Year Warranty.

**SLIP MIXER / RECLAIMERS**

The Mity Mite (center) is the most efficient small mixer / reclaimer available. The 10 gallon polyethylene tank carries a five year warranty.


Mity Mite

8" wide x 18" long x 20" H

BR4 - 13" diameter x 23" H

BR6 - 14" diameter x 24" H

GSM - 8" diameter x 16" H




Model T100 - Width - 29.5", Length - 96",

Height - 31", holds 50 gallons

Model T60 - Width - 29.5", Length - 64",

Height - 31", holds 50 gallons

Each machine uses the unique Lehman centrifugal pump that has no bearings or seals exposed to the slip. This pump is suspended down in the slip and then belt driven from the externally mounted 1/2 h.p. motor. The Slip-O-Matic Pump is backed by a full Two Year factory warranty.

**Model RD30**

They Pump Slip
IN & They Pump
Slip OUT
30 gallon
fiberglass tank

**GLAZE MIXING TANK**

The GS20 by Lehman has a round fiberglass tank that is 22" in diameter and 29" high. It is mounted on a sturdy steel frame with three 4" Dia. wheels which makes it easy to roll around the studio.

The tank has a cone shaped bottom that ensures that your glaze will be thoroughly mixed.

The GS20 includes:

- 25 Gallon Tank
- 1/2 H.p. 110 Volt Motor
- 4" Fixed Propeller.

MOST POPULAR MODLES ARE SHOWN OTHER CASTING MACHINES ARE AVAILABLE



CLAY BOSS

- ½ HP (Industrial Motor)
- 100 Lbs Centering Capacity
- Large 14" Wheel Head
- 2 part Splash Pan
- 2 Free Plastic Bats
- Five Year Parts & Labor Warranty



VL-Whisper

- Direct Drive
- Centers over 100 lbs
- Adjustable leg Heights
- 14" Wheel Head
- Two Year Warranty




GT400 Pacifica Potters Wheel

1/2 Hp Motor, centers 80 lbs of clay

GT800 Pacifica Potters Wheel


Over 1 Hp, Centers over 100 lbs




Plastic Bats

These bats are 1/4" thick, matte finish on both sides to hold and release clay more easily. They are manufactured of injection molded plastic.

The unique design allows a perfect, snug fit without jamming for all wheels which use 9" or 10" center to center pin system with 3/8" diameter pins (all current models by leading wheel manufacturers).



30" Slab Roller



Masonite Bats for Potters Wheel

These bats are ¼" thick, & smooth on both sides



K35 WIRE CLAY CUTTER



Portable Slab Roller




Pottery Tool Kit




Make the smart choice Find out why Skutt is the number one selling kiln in America

- **Hand Selected Brick.** Long lasting uniform insulation.
- **Balanced Elements.** Even heat top to bottom.
- **Spring Assisted Lid.** Safe and effortless opening.
- **Sectional Design.** Easy to move, easy to repair.
- **Smart Materials.** Stainless steel, powder coating resists corrosion.
- **Welded Stand.** Pre-assembled and built to last.
- **2 grooves per brick.** Uniform radiation and more loading capacity
- **UL listed for safety assurance.**
- **2-year warranty.**



Easy to use Touch-Pad

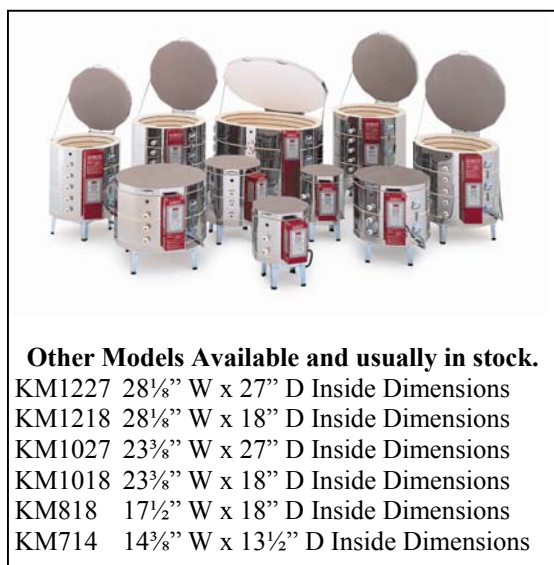
- Each function control buttons make programming a snap.
- Simple recall of stored programs saves time.
- Sealed touchpad for better durability.



Lid Lifter is standard on all 10 and 12 sided kilns.



KM1227 - 28 $\frac{1}{8}$ " W x 27" D



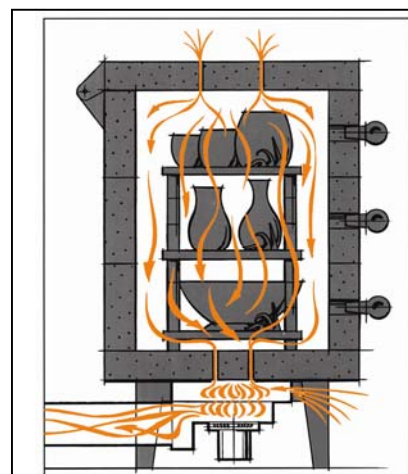
Other Models Available and usually in stock.

KM1227 28 $\frac{1}{8}$ " W x 27" D Inside Dimensions
 KM1218 28 $\frac{1}{8}$ " W x 18" D Inside Dimensions
 KM1027 23 $\frac{3}{8}$ " W x 27" D Inside Dimensions
 KM1018 23 $\frac{3}{8}$ " W x 18" D Inside Dimensions
 KM818 17 $\frac{1}{2}$ " W x 18" D Inside Dimensions
 KM714 14 $\frac{3}{8}$ " W x 13 $\frac{1}{2}$ " D Inside Dimensions



KM818
 17 $\frac{1}{2}$ " W x 18" D

**Complete
 Kiln Literature
 available on
 request**



EnviroVent Kiln Venting System

- Removes Fumes and Odors
- Improved Atmosphere in Kiln.



Orton Vent Master

- Universal Unit-Fits All Kilns
- No Vibration Transferred From Blower to Kiln
- Vents Two Kilns Simultaneously (Expansion Kit Required)
- Efficient Removal of Kiln Gases



T2 Pyrometer



Home Artist Kiln

- 12" round opening x 12" deep
- 120 volts
- Sentry Xpress 3 key controller
- Ceramic Fiber Chamber



KM1027 - 23" Wide x 27" Deep

Self Supporting Regular Cone Temperature Equivalent 108° F/hr

Cone	022	1087
Cone	020	1159
Cone	018	1314
Cone	016	1411
Cone	015	1452
Cone	06	1819
Cone	04	1926
Cone	03	1990
Cone	6	2199



The Paragon Dragon

is an industrial furnace designed for pottery and ceramic studios

- 24" Wide x 24" Deep x 27" High interior.
- Cone 10 Power
- Industrial-gauge elements
- mercury relays
- 4" thick walls
- Sentry Digital Controller
- Stand is optional



The Iguana

18" Wide x 18" Deep x 22½" High
2350° Cone 10 Kiln
22" Tall Stand
Sentry Digital Controller

Kiln Furniture



609-H		Kiln Half Shelf
609-F		Kiln Full Shelf
714-H	6.5" x 13"	Half Round Shelf
714-F	13"	Round Full Shelf
818-H	8" x 15"	Octagon Half Shelf
818-F	15" x 15"	Octagon Full Shelf
1027-H	9-7/8" x 20"	Octagon Half Shelf
1027-F	21"	Round Full Shelf
1227-H	13" x 26"	Octagon Half Shelf



Kiln Post

All of our standard kiln post are 1-1/2" Square.

1/2" Post	7" Post
1" Post	8" Post
2" Post	9" Post
3" Post	10" Post
4" Post	11" Post
5" Post	12" Post
6" Post	14" Post



Self Supporting Witness Cones 25 to a box

Orton Bar Cones. 50 to a box

Cone 02	Cone 018	Cone 02	Cone 017
Cone 03	Cone 019	Cone 03	Cone 018
Cone 04	Cone 020	Cone 04	Cone 019
Cone 05	Cone 6	Cone 05	Cone 020
Cone 06		Cone 06	Cone 022
Cone 014		Cone 07	Cone 2
Cone 015		Cone 08	Cone 4
Cone 016		Cone 015	Cone 6
Cone 017		Cone 016	Cone 7



Kiln Wash
Available Sizes
16 Ounce
Powdered Jar
1 pound Bag
5 pound Bag



EZ Porcelain Prop
A high fire Ceramic
fiber for supporting
Porcelain during firing.

Silica Sand - Used for firing Porcelain, 10 pound bags
High Temp Wire - 17 gauge.

U - Hooks - A light gauge of high temp wire, precut & generally used as ornament hooks.

Nichrome Wire - A 10' length of high temp wire.

Stilt Stone - Removes Stilt marks from glazed piece.

Stilt Pens - Used for making your own stilts.




Series 1x3/4"



Series 2
1" between outer pins
2x3 pin, 2x6 pin,



Series 3
1-1/2" between outer pin
3x3 pin, 3x6 pin, 3x9 pin



Series 4
2" between outer pin
4x3 pin, 4x6 pin
4x9 pin, 4x12 pin



Series 6
2-1/4" between outer pin
6x3 pin, 6x6 pin, 6x9 pin
6x9x1 pin & 6x1 egg stilt




6x1
5" pin



6x9x1
3-1/4" Pin



Series 8
2-3/4" between outer pin
8x3 pin, 8x6 pin
8x9 pin, 8x12 pin




Series 10
3-1/2" between outer pin
10x3 pin, 10x6 pin
10x9 pin, 10x12 pin



Series 12
4-1/2" between outer pin
12x6 pin, 12x9 pin

Series 14 (Not Pictured)
5-1/2" between outer pin
14x6 pin, 14x12 pin



Series 4B (4" Bar)
4B x 8 pin
4B x 15 pin



Series 3B (3" Bar)
3B x 6 pin
3B x 11 Pin



Series 16 (7-1/2" between pins)
16 x 9 pin
16 x 15 pin

**14 UEH Utility Stilt**

Comes with 13 nichrome rods plus the base stilt. The utility stilt is excellent for use with Easter Eggs (10 eggs)

16 UEH Utility Stilt


Comes with 22 nichrome rods plus the base stilt. The utility stilt is excellent for use with Easter Eggs (13 eggs)

Stilt Kits**Stilt Kit # 1**



Kit Includes 38 Assorted Stilts

Stilt Kit # 2


Kit Includes 13 Assorted Stilts

**#14 DC Doll Caddy**

The Super Doll Caddy is designed to stilt large modern dolls (20" - 30"). The stilt allows the user to store their dolls during the china painting phase without fear of the paint being smeared.

**Bead Tree**

**We have everything that you need for your Kiln
Skutt Kilns in Stock**

**TILE / PLATE HOLDER**

- INCREASES FIRING CAPACITY
- STACKABLE - More pieces per firing
- Made for firing Decals & Overglazes

These sturdy tile / plate setters can be used individually or in groups, horizontally or vertically. Setters are sold in pairs and are 7" long with 7 slots

We Service all makes of Kilns !

Tech Talk

Bad Magic



Troubleshooting Glaze and Firing Problems By Colleen Carey / Mayco Colors

Part of the fun of what we do is share the magic of ceramics, how bisque + glaze + kiln + an artist's imagination can create heirlooms and precious treasures. But what about when it's bad magic and produces results that are not pleasing as opposed to "happy accidents"? While we would love to be able to prevent all mishaps, understanding the whys and hows they come into being will help you diagnose and hopefully, prevent problems in the future. Like everything else though, a certain amount of failure should be expected. We nor our materials are perfect all the time.

Fortunately, many CCSA suppliers offer free technical support. If you need to call, you will be asked a variety of questions and may be requested to send your piece into the lab for further testing. Some questions or information requested might be:

Did you get a good fire?

The fact that you set your digital controller to cone 06 does not insure that is what your kiln did. We recommend that you use self supporting witness cones in every fire. Witness (shelf) cones are used in a series of three:

1. Guide Cone is one cone cooler than the desire temperature.
2. Firing Cone is the cone temperature desired.
3. Guard Cone is one cone hotter than the desired cone.

Use cones in each fire and on every shelf. If you simply cannot use all three sizes, use the firing cone on every shelf, preferably two. Keep a record of your results and you will discover your kiln's personality- hot spots, cold spots, etc. By using witness cones and verifying that your kiln fired successfully and the desired cone was reached, one important variable will be eliminated as a problem source.

What type of glaze was used?

Knowing the type of glaze that was used and how it was applied may give us a clue. Have the lot number available (the manufacturer can tell you where to look) so that we can reference our records to see if we have had any other complaints.

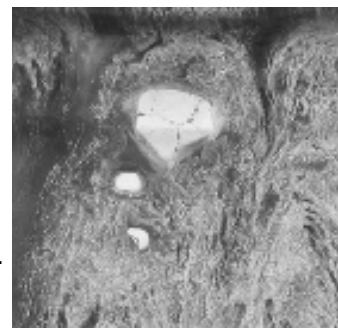
What does the surface look like?

Holes, bare spots, fine lines? Following is a description of the problem, possible causes and potential solutions:

Bare Spots in glaze surface: called crawling.

Problem 1: Often caused by dirt, dust or oil, prohibiting glaze from adhering to the ware.

Solution: Make sure piece is clean before painting by wiping with damp (not wet) sponge. Make sure hands are clean of oils, hand lotions, etc.




Problem 2 : Too heavy of an application.

Solution: Lighten application. Lightly touchup bare spots and re-fire.

Small holes in glaze: called pinholing.

Problem: Under-fired bisque is continuing to mature during glaze firing, causing emission of gasses and interrupting the glaze surface.



Solution: Bisque should be fired to 03-04 and glazes two cones cooler to prevent ware from reheating and releasing gasses. Sometimes repeating fire can smooth the glaze.

Large Pinholes: also called craters, fisheyes or bubbles.



Problem: caused by gases escaping during firing due to

- underfired bisque
- firing glaze while wet
- ware not fired hot enough or piece was fired/cooled too fast.

Solution:

Bisque should be fired to shelf cone 04 or hotter. Two cone difference between bisque fire and glaze fired necessary.

Allow glazes to dry 24 hours prior to firing.

Fire glazes to shelf cone 06 or recommended cone.

Glazes need an even steady ramping of temperatures and cooling. File down craters, re-glaze and re-fire.

Glaze rolls back: called flip back

Problem:

Glaze was applied too heavily, without sufficient drying time between applications.

Piece was fired too wet.

Oil or grease on piece

Solution:

Allow glaze to dry between coats, apply thinner coats.

Allow piece to dry 24 hours before firing.

Make sure surface of bisque is clean of dust; wipe down with damp sponge. Sometimes flip backs can be corrected by sanding down, reapplying color and re-firing.

Fine lines in glaze surface after firing: called crazing

Problem: Generally caused by glaze and body fit problem. When talking technical, will be described as a coefficient of expansion problem.



Solution: use mature bisque. Some glazes, especially non-toxic formulations, are more sensitive to application.

After firing, glaze falls off pieces: called shivering.

Problem: incompatibility between ware and glaze.



Solution: coefficient of expansion. Body shrinks at a different rate than the glaze, causing the glaze to fall off. Be very careful as the pieces of glaze can be quite sharp. Some glazes, particularly non-toxic glazes, are not as accommodating of less than perfect bisque.

Gloss glaze is matte:

Problem: Glaze did not reach maturation during firing.

Solution: use witness cones to make sure proper fires are achieved. Refire piece.

Piece cracks in kiln: called "a mess"

Problem:

Thermal shock or expansion of two or more glazes
Too heavy of glaze in bottom of piece.



Solution:

Use same

type of glaze inside and out when glazing.

Recommended to use gloss glaze inside pieces, even when mattes are used on outside.

After rolling glaze on inside of piece, invert piece to drain excess glaze.

A special thanks to Mayco Colors allowing us to re-print this article