



**Stroke  
& Coat®**



The Creative Choice



[www.maycocolors.com](http://www.maycocolors.com)



# Stroke & Coat®



## Available sizes

- » 2 oz squeeze
- » 8 oz squeeze
- » 16 oz squeeze
- » Gallons - available in 12 colors

Also known as **“The Wonder Glaze”** because of its versatility of use. The unique Stroke & Coat® formulation combines the performance properties of an underglaze with the fired finish results of a gloss glaze. Stroke & Coat® glazes can be applied to earthenware, stoneware or porcelain surfaces of clay or bisque and can be fired from cones 06 to 6, with most colors reaching cone 10 in oxidation or reduction fire.

Stroke & Coat® is a heavily pigmented, viscous glaze line that can be used for brush strokes or opaque coverage. Use these glazes to create intricate, detailed designs and butt up to one another without colors moving. And, when used in a majolica process, Stroke & Coat® will not move nor blend with the colors beneath. Stroke & Coat® colors are intermixable, allowing artists to create custom shades. Or thin with water or media to create a “wash” or watercolor style of design. Because the liquid color is consistent with the fired color, artists will have no trouble visualizing finished results as they create.

Accents, a member of the Stroke & Coat® family, is a dimensional glaze that can be used to create raised designs, outlines and other decorations. It can be applied directly on clay, unpainted bisque or over other glazes. Clear glaze may be applied if desired.

**Non-toxic and food safe,** Stroke & Coat® glazes are safe for artists of all ages. And because of its versatility, it is the ideal product of choice for studio, classroom, potter or fine artist. Stroke & Coat® - *The Creative Choice.*





SC-16  
Cotton Tail




SC-37  
Ivory Tower



SC-55  
Yella Bout It



SC-6  
Sunkissed



SC-42  
Butter Me Up



SC-24  
Dandelion



SC-97  
Cant-elope



SC-94  
Curry Around



SC-80  
Basketball



SC-23  
Jack O'Lantern



SC-50  
Orange Ya Happy



SC-2  
Melon-Choly



SC-89  
Cutie Pie Coral



SC-75  
Orange-A-Peel



SC-22  
Carrot Top




SC-88  
Tu Tu Tango



SC-4  
Salsa




SC-73  
Candy Apple Red



SC-74  
Hot Tamale




SC-82  
Tuscan Red




SC-87  
Ruby Slippers



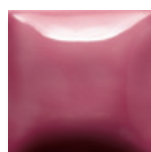
SC-81  
Cinnamon Stix



SC-1  
Pink-A-Boo



SC-70  
Pink-A-Dot



SC-95  
Pinkie Swear



SC-17  
Cheeky Pinky




SC-18  
Rosey Posey



SC-3  
Wine About It




SC-40  
Blueberry Hill




SC-85  
Orkid



SC-53  
Purple Haze



SC-72  
Grape Jelly




SC-13  
Grapel



SC-33  
Fruit of the Vine



SC-58  
501 Blues



SC-71  
Purple-licious



SC-91  
Seabreeze



SC-45  
My Blue Heaven



SC-65  
Peri-Twinkle



SC-30  
Blue Dawn



SC-11  
Blue Yonder




SC-31  
The Blues




SC-76  
Cara-Bein Blue



SC-29  
Blue Grass



SC-12  
Moody Blue



SC-32  
Bluebeard



SC-28  
Blue Isle



SC-9  
Jaded




SC-10  
Teal Next Time




SC-96  
Aqu-ward



SC-77  
Glo Worm



SC-78  
Lime Light




SC-93  
Honeydew List



SC-43  
Lettuce Alone




SC-27  
Sour Apple



SC-52  
Toad-ily Green



SC-7  
Leapin' Lizard



SC-79  
It's Sage



SC-26  
Green Thumb



SC-39  
Army Surplus

## General Use

One coat of Mayco Stroke & Coat® will create a translucent finish with subsequent coats adding opacity. We suggest 2-3 coats for full opacity and all over coverage. Let dry between coats. Stroke & Coat® glazes will fire to a gloss finish without clear glaze. However, if desired, a clear glaze (such as NT-CLR Clear One Dipping Glaze or S-2101 Crystal Clear Brushing) can be added. For application on wet or leatherhard clay and firing to cone 04, colors will retain their vibrancy with huge time savings. We recommend leaving an area unglazed, such as the back or bottom of the unfired piece, to allow for out-gassing of the clay during the single-firing process.

Stroke & Coat® glazes have been formulated to mature at cone 06/05. Most Stroke & Coat® glazes will maintain their color at higher temperatures, especially reds, oranges, yellows, greens, and blues. Their performance at cone 6 is noted on each individual product label with any changes. We recommend testing on your clay, in your kiln prior to use.


Stroke & Coat® glazes are AP certified non-toxic and food safe.




SC-8  
Just Froggy



SC-36  
Irish Luck



SC-86  
Old Lace



SC-54  
Vanilla Dip



SC-46  
Rawhide



SC-20  
Birthday Suit



SC-51  
Poo Bear



SC-5  
Tiger Tail




SC-25  
Crackerjack Brown



SC-41  
Brown Cow



SC-48  
Camel Back




SC-14  
Java Bean




SC-34  
Down To Earth



SC-92  
Café Olé




SC-90  
Elephant Ears




SC-83  
Tip Taupe



SC-60  
Silver Lining



SC-35  
Gray Hare



SC-15  
Tuxedo



## Stroke & Coat® Class Packs

Stroke & Coat® glazes are available in assortments that include our most popular colors. Great choice for the classroom or studio. **Value priced** packs are available in 2oz and pints.

### Stroke & Coat® Kit 2

**SC-KIT2** Contains 12 - 2 oz squeeze bottles, one each of the following colors.

**SC-KT2P** Contains 12 pint bottles, one each of the following colors.



SC-16 Cotton Tail, SC-24 Dandelion, SC-1 Pink-A-Boo, SC-17 Cheeky Pinky, SC-3 Wine About It, SC-30 Blue Dawn, SC-28 Blue Isle, SC-10 Teal Next Time, SC-8 Just Froggy, SC-20 Birthday Suit, SC-25 Crackerjack Brown, SC-15 Tuxedo

### Stroke & Coat® Kit 1

**SC-KIT1** Contains 12 - 2 oz squeeze bottles, one each of the following colors.

**SC-KIT1P** Contains 12 pint bottles, one each of the following colors.



SC-16 Cotton Tail, SC-6 SunKissed, SC-75 Orange-A-Peel, SC-74 Hot Tamale, SC-18 Rosey Posey, SC-13 Grapel, SC-11 Blue Yonder, SC-12 Moody Blue, SC-26 Green Thumb, SC-36 Irish Luck, SC-14 Java Bean, SC-15 Tuxedo

### Stroke & Coat® Kit 3

**SC-KIT3** Contains 12 - 2 oz squeeze bottles, one each of the following colors.

**SC-KIT3P** Contains 12 pint bottles, one each of the following colors.



SC-16 Cotton Tail, SC-6 SunKissed, SC-23 Jack O'Lantern, SC-73 Candy Apple Red, SC-1 Pink-A-Boo, SC-3 Wine About It, SC-31 The Blues, SC-12 Moody Blue, SC-27 Sour Apple, SC-36 Irish Luck, SC-48 Camel Back, SC-15 Tuxedo



# Speckled Stroke & Coat®



SP-216  
Speckled  
Cotton Tail



SP-206  
Speckled  
Sunkissed



SP-223  
Speckled  
Jack O'Lantern



SP-275  
Speckled  
Orange-A-Peel



SP-274  
Speckled  
Hot Tamale



SP-201  
Speckled  
Pink-A-Boo



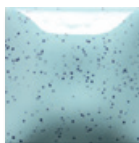
SP-270  
Speckled  
Pink-A-Dot



SP-253  
Speckled  
Purple Haze



SP-213  
Speckled  
Grapel




SP-245  
Speckled  
My Blue Heaven



SP-211  
Speckled  
Blue Yonder



SP-231  
Speckled  
The Blues



SP-212  
Speckled  
Moody Blue



SP-210  
Speckled  
Teal Next Time



SP-227  
Speckled  
Sour Apple



SP-226  
Speckled  
Green Thumb



SP-254  
Speckled  
Vanilla Dip




SP-205  
Speckled  
Tiger Tail



SP-241  
Speckled  
Brown Cow



SP-260  
Speckled  
Silver Lining



SP-215  
Speckled  
Tuxedo



Speckled Stroke & Coat® kit contains a collection of speckled versions of the most popular colors from our versatile, easy-to-use, high performance glaze line.

**SP-KIT2** Contains 12 - 2 oz squeeze bottles, one each of the following colors.

**SP-KIT2P** Contains 12 pint bottles, one each of the following colors.



SP-216 Speckled Cotton Tail, SP-206 Speckled Sunkissed, SP-245 Speckled My Blue Heaven, SP-211 Speckled Blue Yonder, SP-212 Speckled Moody Blue, SP-213 Speckled Grapel, SP-270 Speckled Pink-A-Dot, SP-274 Speckled Hot Tamale, SP-227 Speckled Sour Apple, SP-226 Speckled Green Thumb, SP-254, Speckled Vanilla Dip, SP-215 Speckled Tuxedo.

## Stroke & Coat® Accents



SA-002  
Black



**Stroke & Coat®** glazes can be applied to wet or leatherhard clay as well as bisque, fired from cone 06 to 10, in oxidation or reduction. Apply for all over coverage or in a painterly style, Stroke & Coat® can be the star or play a supporting role in endless glaze combinations. It is the ideal product of choice for the studio, classroom, potter, and fine artists.



### Light over Dark

Lighter colors can be used over dark colors, remaining bright and opaque and will not blend with colors underneath.



### Gloss without clear glaze

Stroke & Coat® will fire glossy without addition of a clear glaze. Clear glaze can be added if additional glossiness is desired or Stroke & Coats® glazes have not been applied in a consistent, overall coverage onto unglazed dinnerware.



### 1, 2, 3 coats

One coat of Stroke & Coat® glazes result in a translucent effect with additional coats adding opacity. Stroke & Coat® glazes are heavily pigmented and will not streak, no matter the number of coats.



## On Greenware/Clay

Apply Stroke & Coat® directly to wet or leatherhard clay and fire to cone 04. Colors retain their vibrancy with huge time savings. As an alternative, you could also use Stroke & Coat® in a wash technique, add a coat of clear glaze and fire to cone 04. Note: we recommend leaving an area unglazed such as bottom or back for outgassing during firing.



## No Fail Reds

The Stroke & Coat® red hues are the best on the market. SC-73 Candy Apple Red, SC-74 Hot Tamale, and SC-82 Tuscan Red are easy to use and fire red every time with no special application or extra attention during firing. Great for kids and students, and perfect for the potter looking for red coloring up to cone 10.



SC-73  
Candy Apple Red



SC-74  
Hot Tamale



SC-82  
Tuscan Red



SC-87  
Ruby Slippers



SC-81  
Cinnamon Stix



## Intermixable for custom colors

Stroke & Coat® glazes are intermixable, easily create custom colors for specialized designs. Perfect for the art educator looking for a tool to teach color theory or create a broader palette with just a few colors.



SC-12  
Moody Blue

+



SC-6  
Sunkissed

=



custom green



**Surface Techniques** - Expand your concept of the bright, colorful and multi-purposed Stroke & Coat®.

With the ease of use, Stroke & Coat® glazes allow a wide array of surface decorating techniques ranging from sgraffito, majolica, and screen-printing, to Batik, marbelizing and watercolor effects.



### Glaze Sgraffito

"To scratch" in Italian, sgraffito is produced by applying layers of Stroke & Coat® and carving through the glaze to create depth and add contrast to your designs. An impactful and dramatic way to use Stroke & Coat® on your ceramics or clay surface.



### Majolica

Stroke & Coat® glazes are perfect for majolica techniques. Base coat your ware with Foundations® and add your design with Stroke & Coat® glazes. The integrity of your design will remain unchanged as these glazes will not move or combine with surrounding color.



### Silkscreen

Mix AC-310 Silkscreen Medium with any Stroke & Coat® color to screen-print quickly and easily, creating fine details with your favorite Designer Silkscreen from Mayco.



### Batik

Break the rules. Use a hairdryer to rapidly dry the Stroke & Coat® design. The resulting cracks will show the underlying base glaze.



### Marbelizing

This effect can be achieved with thinning Stroke & Coat® or Foundations® and by moving the ware side to side, using gravity to allow the glazes to flow together.



### Watercolor Style

For a more traditional and painterly approach, dilute glazes with water to create a thinned watercolor-like glaze. Use these tints to layer for seamless blending. To preserve the integrity of the flower, use AC-302 Wax Resist overtop.



## Painterly Properties

Much like using an oil or watercolor, Stroke & Coat® glazes can be used to create a life-like portrait or landscape, using rendering, shading, blending and other painting techniques to add dimension and a sense of realism to your work.

Contributing artist: Laurie Wright.



## Brushwork

Paint intricate patterns as Stroke & Coat® glazes will not move or bleed into surrounding colors. Double load color onto brushes or use specialty brushes such as CB-106 Script Liner or CB-202 #2 Detail Liner to generate various shades of color and add dimension.

## Mid-Range

Many Stroke & Coat® glazes perform well at mid-range (cone 5/6) and higher temperatures (cone 9/10). Darker colors such as red, orange, yellow, blue and green may darken compared to their cone 06 results. Lighter colors such as tan, purple and pink will fade. We recommend testing at your preferred firing temperature prior to use. Cone 6 performance is noted on each color's label.



## Glaze Combinations

Layer Stroke & Coat® colors when applying or use in combination with other glazes, such as Foundations®, Jungle Gems™ or Cobblestones, as shown below, to create unique looks. When used in a majolica technique, colors will not move or blend with surrounding colors.





# Stroke & Coat®

*The Creative Choice*



MB1411 Pencil/Crayon Bank  
10 1/4"H x 4 1/4"W



Proud Member of the Art and  
Creative Material Institute and  
Council for Art Education.



MC-282

Mayco Colors  
Coloramics, LLC  
4077 Weaver Court S.  
Hilliard, OH 43026  
614-876-1171  
FAX: 614-876-9904